

# TRACK THE TREE!

## THE FAMILY FIELD GAME IN THE ROYAL ŁAZIENKI



- The family field game 'Track the tree!' is about passing the points on the route and collecting the letters for the password. Enter the letters in the boxes at the bottom of the third page.
- In the boxes labelled with individual numbers, there should be letters standing next to the correct answers to the riddles.
- The map on page 4 and blue ribbons hanging on trees will help you track down the trees.
- You can start the game anywhere. We suggest ending with point 11.
- Anyone who composes a password and sends it to [buk@lazienki-krolewskie.pl](mailto:buk@lazienki-krolewskie.pl), will receive an e-prize.



GOOD LUCK!



# TRACK THE TREE!

i Ribbons hanging on trees will help you track down the trees.



## 1. COMMON ASH

Look at the wooden slice placed on the bridge at the Belvedere Pond. Take a look around and find a decorated tree. It is one of the tallest trees in Łazienki – the common ash. Its height equals the result of the mathematical task you see on the slice.

- I. 30 meters  L
- II. 14 meters  U
- III. 27 meters  N

In the box with the number 1 enter the letter you see next to the correct answer.

## 2. AMUR CORK TREE

As the name suggests, you can use the cork tree to make:

- I. a cork  O
- II. a corn  X
- III. a corset  B

In the box with the number 2 enter the letter you see next to the correct answer.



## 3. RED OAK

A red oak leaf appears on a coin of a certain currency. Look around carefully. Do you already know what currency it is?

- I. dollar  D
- II. euro  E
- III. zloty  S

In the box with the number 3 enter the letter you see next to the correct answer.



## 4. GINKGO BILOBA


Ginkgo biloba comes from:

- I. Australia  S
- II. China  F
- III. Spain  A

In the box with the number 4 enter the letter you see next to the correct answer.

## 5. CATALPA

Using the map find near the pond a 'lying' tree with a ribbon – catalpa. Solve the cipher drawn on the slice and write down the Latin name for this tree.




-----  
↑

Enter this letter in the box with the number 5.

# TRACK THE TREE!

## 7. THE LONDON PLANE


A plane leaf is:



In the box with the number 7 enter the letter you see next to the correct answer.

## 6. DOUGLAS FIR


The pine cone that comes from the Douglas fir is:



In the box with the number 6 enter the letter you see next to the correct answer.

## 9. WHITE POPLAR

White poplar bark is:



In the box with the number 9 enter the letter you see next to the correct answer.

## 8. ... ALDER

Take a look at the alder in the Łazienki garden. What's the other part of its name?

- I. black  E
- II. snow  L
- III. slender  Y

In the box with the number 8 enter the letter you see next to the correct answer.

## 10. SMALL-LEAVED LINDEN

Linden tea is made of:

- I. linden flowers and bark  E
- II. linden bark and leaves  H
- III. linden flowers and leaves  W

In the box with the number 10 enter the letter you see next to the correct answer.

## 11. BEECH

The last letter is hidden under the beech.

Enter the letter you see in the box with the number 11.



password:

--	--	--	--	--	--	--	--	--	--	--	--

4 9 1 5 2 10 6 11 8 7 3

Congratulations on completing the game! The e-prize, which is the Łazienki e-book including interesting facts about trees, will be transferred to anyone who sends the password to the following e-mail address: [buk@lazienki.krolewskie.pl](mailto:buk@lazienki.krolewskie.pl).

# TRACK THE TREE!

THE FAMILY FIELD GAME IN THE ROYAL ŁAZIENKI



(orientation map)

Published by:



Co-organizer:



Patron of the Museum:



A game inspired by the book 'Museum of Marvels! A Pictorial Guide to the Royal Łazienki' text Anna Zajda, ill. Agnieszka Palińska, Zofia Zaccaria

Authors of 'Track the Tree!': Lidia Iwanowska-Szymańska, Monika Kawecka, Paulina Organiściak-Kwiatkowska, Zofia Zaccaria, Ewa Zagawa, Anna Zajda translation: Olimpia Mnich